

## MFB - Footprints (Flow/Sweep Edition)

Welcome to the refined **MFB - Footprints**. This indicator is designed for high-precision execution on **Gold (GC)** and **Micro Nasdaq (MNQ)**. It utilizes institutional order flow logic to identify where "Big Money" is entering the market.

### Major Updates in this Version:

#### 1. The "GPS" Pillar: Why we kept the HTF Filter

We made the deliberate decision to keep the **Higher Timeframe (15m/1h/4h) FVG Bias** as a permanent core filter.

- **The Why:** In high-speed markets like MNQ, lower timeframe noise can be deadly. The HTF Bias acts as your GPS; it ensures that even if you see a 5m setup, you only take it if it aligns with where the institutional "Big Money" is moving. This dramatically increases your win rate by filtering out counter-trend traps.

#### 2. The Arrow Logic: Universal Flow vs. Universal Sweep

You will now see **Large Light Blue Arrows** appearing with your signals. These help you instantly identify the *nature* of the institutional move:

- **Universal Flow (Continuation):** The arrow indicates that price has touched a liquidity level and has enough momentum to break out to the **other side** (outside). It signals institutional strength and trend continuation.
- **Universal Sweep (Reversal):** The arrow indicates price has "grabbed" liquidity past a level and then shifted **back inside** the range. This identifies high-probability "Stop Runs" and reversals.

#### 3. The 5m Noise Filter: FVG-123 Precision

The indicator utilizes a strict **FVG-123 Breakout** logic to eliminate market noise:

1. **The Gap:** A 5m Fair Value Gap is identified.
  2. **The Fill:** Price revisits the gap.
  3. **The Trigger:** The signal **only** fires when a 5-minute candle **closes completely outside** the gap.
- **The Benefit:** By waiting for the candle close, we filter out "wick" fakeouts where price pokes through a level only to immediately reverse against you.




#### 4. Automated Trade Management

Every signal now **automatically** prints your trade plan directly on the chart:

- **Entry Line:** The exact price of the candle close breakout.
- **Stop Loss (SL):** Placed at the protected edge of the signal FVG.
- **Take Profit (TP):** Set to a 2.0 R:R target (automatically "snapped" to the nearest Daily/Weekly key level for maximum accuracy).

## 5. Unified Visual Map (Color Sync)

To create a seamless trading environment, session colors have been aligned with the **Momentum Flow Build** indicator:

-  **Asia Session:** Blue (#00bcd4).
-  **London Session:** Yellow (#ffeb3b).
-  **NY 15m Opening Range:** Purple.

## 6. Simplified "Flow/Sweep" Alerts

When setting an alert, you will now see **"Footprints - Flow/Sweep"** as the primary option. This unified alert tells you exactly when the Triple Confirmation (Bias, Liquidity, and Breakout) is complete and a trade is ready for execution.